

Rising Interest Rates Hedge Trust

Series 3

A 2 Year Unit Investment Trust

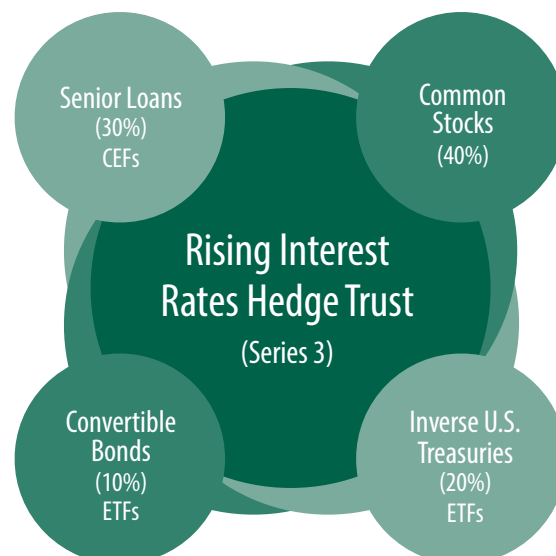
Investment Objective

The Trust seeks to provide investors with total return potential in an environment where interest rates are rising, with a high level of current income as a secondary objective. There is no guarantee that the investment objective of the Trust will be achieved.

Investment Strategy

After an extended period of historically low interest rates, the Sponsor believes that these historically low interest rates are likely to rise, and selected securities which it believes will meet the investment objective of the Trust in an environment of rising interest rates. The Trust seeks to achieve its objective by investing in an unmanaged, diversified portfolio of securities. In selecting securities for the Trust's portfolio, the Sponsor considered the following categories of securities: common stock of publicly traded companies, closed-end investment companies ("Closed-End Funds"), and exchange-traded funds ("ETFs" and, together with the Closed-End Funds, the "Funds").

As used herein, the term "Securities" means the shares of common stocks of companies and of the Funds initially deposited in the Trust and contracts and funds for the purchase of such securities, and any additional securities acquired and held by the Trust pursuant to the provisions of the Trust Agreement.



Description of Portfolio

The portfolio of the trust contains 37 issues of equity securities, including 4 Closed-End Funds and 3 ETFs. The trust's portfolio is divided into four asset segments as of the time of original selection: approximately 40% invested in the common stock of domestic, large-cap companies; approximately 30% invested in the common stock of Closed-End Funds that generally invest in senior corporate loans or other income-producing securities; approximately 20% invested in the common stock of one or more ETFs with returns that generally correspond to the inverse of one or more U.S. Treasury indexes (the "Inverse ETFs"); and approximately 10% invested in the common stock of one or more ETFs with returns that generally correspond to one or more convertible bond indexes (the "Convertible Bond ETFs"). These weightings will vary thereafter.

INCEPTION DATE:	August 19, 2014
TERMINATION DATE:	August 18, 2016
INITIAL OFFER PRICE	\$10.00
MINIMUM INVESTMENT	100 units (may vary by selling firm)
NUMBER OF ISSUES:	37
DISTRIBUTIONS: ¹	MONTHLY (if any)
EST. NET ANNUAL 1ST YR DISTRIBUTIONS: ²	\$0.3720 (per unit)
CUSIP (CASH):	83177K 108
CUSIP (REINVESTMENT):	83177K 116
FEE-BASED CUSIP (CASH):	83177K 124
FEE-BASED CUSIP (REINVESTMENT):	83177K 132
TICKER:	SMRRCX

¹Distributions, if any, will be made commencing on September 25, 2014. The estimated net annual distribution is expected to decline over time because a portion of the securities included in the portfolio will be sold to pay for organization costs, creation and development fee and deferred sales charge. Distributions will fluctuate as a result of Unitholder redemptions in addition to securities being sold within the portfolio. Distributions are also subject to the ability of issuers to make dividend payments in the future.

²Estimated Net Annual First Year Distribution per Unit is computed by dividing the estimated annual income of the underlying securities less the expense per unit by the number of units outstanding. The estimated net annual distributions for subsequent years are expected to be less than estimated distributions for the first year because a portion of the securities included in the Trust portfolio will be sold during the first year to pay for organization costs, the creation and development fee and the deferred sales charge. The actual net annual distributions will vary with changes in the Trust's fees and expenses and income of the underlying securities.

Investors should consider the Trust's investment objective, risks, charges and expenses carefully before investing. The prospectus contains this and other information relevant to an investment in the Trust. Please advise your clients to read the prospectus carefully before they invest. If a prospectus did not accompany this literature, please contact SmartTrust at (888) 505-2872 to obtain a free prospectus.

Hennion & Walsh is a member of FINRA/SIPC.

2001 Route 46, Waterview Plaza, Parsippany, NJ 07054 (888) 505-2872 www.smarttrustuit.com

NOT FDIC INSURED • NOT BANK GUARANTEED • MAY LOSE VALUE

Asset Class Rationale

COMMON STOCKS. The Sponsor believes that historically rising interest rate environments have typically been associated with periods of economic growth and positive performance for common stocks. As such, common stocks may benefit from rising interest rates and bond price declines as investors seek investments with greater total return potential. In selecting the stocks of individual companies, the Sponsor considered criteria including, but not limited to, current dividend yield and historical dividend growth rates. The Sponsor sought to select stocks of individual companies involved in industries it believes are best positioned to achieve the Trust's investment objective over the life of the Trust. For this particular Trust, the Sponsor selected companies involved in aspects of the consumer discretionary, energy, industrials, information technology, and materials sectors.

CLOSED-END FUNDS. For this portion of the portfolio, the Sponsor selected Closed-End Funds that generally invest in foreign or domestic senior corporate loans or other income-producing securities, which may include subordinated loans or debt instruments, credit obligations, or related derivatives. Senior loans are generally floating-rate secured debt extended to companies and typically sit at the top of the capital structure while being secured by company assets. Floating rates of senior loans typically involve a credit spread over a benchmark credit rate. As a result, when the benchmark credit rate rises or falls, the interest rate on the senior loans generally move in a similar fashion. The Sponsor believes that in a rising rate environment, senior loans will see coupon payments rise while the loan value remains relatively stable. The Sponsor also believes that senior loans have historically maintained a relatively low correlation to other fixed income (i.e. bond) asset classes, based on certain representative benchmarks. The Sponsor used no credit quality or maturity policies in selecting Funds for the Trust. Certain of the Funds selected by the Sponsor may invest in securities that are below investment grade ("junk") credit quality.

INVERSE ETFs. For this portion of the portfolio, the Sponsor selected one or more ETFs that seek to provide exposure to single-day returns which are the opposite of the daily return of one or more U.S. Treasury benchmark indexes. The Inverse ETFs held by the Trust generally invest in derivative financial instruments, such as futures contracts, swap agreements, options contracts and/or short-sale transactions, and short-term money market instruments that exhibit high quality credit profiles, including U.S. Treasury Bills and repurchase agreements. Historically, when interest rates rise, bond prices generally fall. As such, the Sponsor believes that inverse bond ETFs may allow for a hedge to declining bond prices, and, by extension, rising interest rates.

CONVERTIBLE BOND ETFs. For this portion of the portfolio, the Sponsor selected one or more ETFs that invest in foreign or domestic convertible securities, either directly or indirectly by investing in other funds which themselves invest directly in convertible securities. Convertible securities are generally bonds issued by a corporation which are convertible into common stock at a specified ratio. Because of this, convertible securities have some characteristics of both common stocks and bonds. Like stocks, convertible securities offer capital appreciation potential. The Sponsor believes that the hybrid nature of convertible securities makes them tend to be less sensitive to interest rate changes than bonds of comparable quality and maturity. The Sponsor used no credit quality or maturity policies in selecting the Convertible Bond ETFs for the Trust.

Sales Charges³ (based on a \$10 public offering price)

Standard Accounts

Transactional Sales Charge:	Initial	1.00%
	Deferred	2.45%
Creation & Development Fee ⁴ :		0.50%
Maximum Sales Charge:		3.95%

The deferred sales charge is a charge of \$0.245 per unit and will be deducted in three monthly installments commencing on February 20, 2015. The initial and deferred sales fees do not apply to fee-based accounts. Please see the prospectus for sales charge details.

Fee/Wrap Accounts

Creation & Development Fee ⁴ :	0.50%
Maximum Sales Charge:	0.50%

³Percentages are based on a \$10.00 per unit offering price. For unit prices other than \$10.00, percentages of initial sales charge, creation and development fee, and deferred sales charges will vary. Early redemption will still cause payment of the deferred sales charge. The table above shows the initial offering period sales charges only.

⁴The creation and development fee is a charge of \$.050 per unit collected at the end of the initial offering period. If the price you pay exceeds \$10 per unit, the creation and development fee will be less than 0.50%; if the price you pay is less than \$10 per unit, the creation and development fee will exceed 0.50%. In addition to the sales charges listed, UITs are subject to annual operating expenses and organization costs.

Volume Discounts

PURCHASE AMOUNT ⁵	SALES CHARGE
Less than \$50,000	3.95%
\$50,000 but less than \$100,000	3.70%
\$100,000 but less than \$250,000	3.45%
\$250,000 but less than \$500,000	3.10%
\$500,000 but less than \$1,000,000	2.95%
\$1,000,000 or greater	2.45%


⁵The volume discount is also applied on a unit basis utilizing a breakpoint equivalent in the above table of one unit per \$10. Please see the Trust prospectus for full details. These discounts are only offered during the initial offering period.

Investors should consider the Trust's investment objective, risks, charges and expenses carefully before investing. The prospectus contains this and other information relevant to an investment in the Trust. Please advise your clients to read the prospectus carefully before they invest. If a prospectus did not accompany this literature, please contact SmartTrust at (888) 505-2872 to obtain a free prospectus.

Hennion & Walsh is a member of FINRA/SIPC.

2001 Route 46, Waterview Plaza, Parsippany, NJ 07054 (888) 505-2872 www.smarttrustuit.com

NOT FDIC INSURED • NOT BANK GUARANTEED • MAY LOSE VALUE

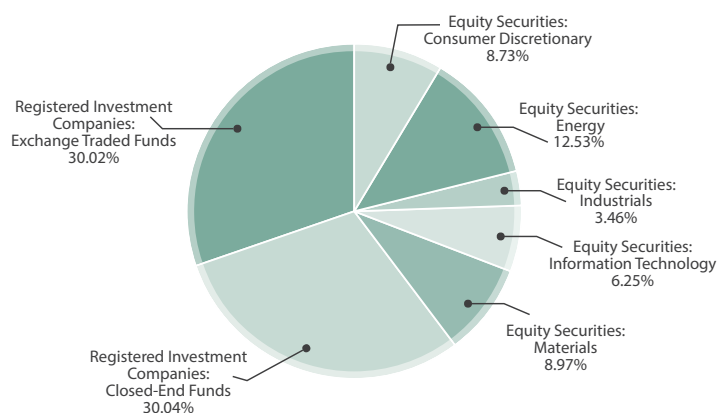


Portfolio Holdings as of August 19, 2014:

EQUITY SECURITIES — 39.94%	
Consumer Discretionary — 8.73%	
CATO	The Cato Corporation
CNK	Cinemark Holdings, Inc.
MAKSY	Marks and Spencer Group plc
MCD	McDonald's Corporation
TGT	Target Corporation
TUP	Tupperware Brands Corporation
Energy — 12.53%	
AHGP	Alliance Holdings GP, L.P.
ARLP	Alliance Resource Partners, L.P.
SNP	China Petroleum & Chemical Corporation
COP	ConocoPhillips
MMP	Magellan Midstream Partners, L.P.
OXY	Occidental Petroleum Corporation
PAA	Plains All American Pipeline, L.P.
SE	Spectra Energy Corporation
Industrials— 3.46%	
LMT	Lockheed Martin Corporation
RSG	Republic Services, Inc.
UPS	United Parcel Service, Inc.

Information Technology —6.25%	
ADI	Analog Devices, Inc.
INTC	Intel Corporation
KLAC	KLA-Tencor Corporation
MXIM	Maxim Integrated Products, Inc.
MCHP	Microchip Technology Incorporated
WU	The Western Union Company
Materials — 8.97%	
AMCRY	Amcor Limited
DOW	The Dow Chemical Company
FCX	Freeport-McMoRan Inc.
FF	FutureFuel Corporation
IPHS	Innophos Holdings, Inc.
REXMY	Rexam plc
SON	Sonoco Products Company
REGISTERED INVESTMENT COMPANIES — 60.06%	
Closed-End Fund — 30.04%	
AFT	Apollo Senior Floating Rate Fund
ACP	Avenue Income Credit Strategies Fund
TLI	LMP Corporate Loan Fund
TSLF	THL Credit Senior Loan Fund
Exchange Traded Funds — 30.02%	
TBF	ProShares Short 20+ Year Treasury ETF
TBX	ProShares Short 7-10 Year Treasury ETF
CWB	SPDR Barclays Convertible Securities ETF

Portfolio Allocation as of August 19, 2014:



Investors should consider the Trust's investment objective, risks, charges and expenses carefully before investing. The prospectus contains this and other information relevant to an investment in the Trust. Please advise your clients to read the prospectus carefully before they invest. If a prospectus did not accompany this literature, please contact SmartTrust at (888) 505-2872 to obtain a free prospectus.

Hennion & Walsh is a member of FINRA/SIPC.
 2001 Route 46, Waterview Plaza, Parsippany, NJ 07054 (888) 505-2872 www.smarttrustuit.com
 NOT FDIC INSURED • NOT BANK GUARANTEED • MAY LOSE VALUE

Risk Considerations

Unitholders can lose money by investing in this Trust. The value of the Units, the Securities and the securities held by the Funds included in the portfolio can each decline in value. An investment in Units of the Trust should be made with an understanding of the following risks:

- Since the portfolio of the Trust is unmanaged, in general, the Sponsor can only sell Securities under certain extraordinary circumstances, at the Trust's termination or in order to meet redemptions. As a result, the price at which each Security is sold may not be the highest price it attained during the life of the Trust.
- Price fluctuations of particular Securities will change the portfolio's composition throughout the life of the Trust. When cash or a letter of credit is deposited with instructions to purchase Securities in order to create additional Units, an increase in the price of a particular Security between the time of deposit and the time that Securities are purchased will cause the Units to be comprised of less of that Security and more of the remaining Securities. In addition, brokerage fees incurred in purchasing the Securities will be an expense of the Trust and such fees will dilute the existing Unitholders' interests.
- The risk that the financial condition of the issuers of the common stocks in the Trust and comprising the portfolios of the Funds may become impaired or that the general condition of the stock market may worsen (both of which may contribute directly to a decrease in the value of the Securities and thus in the value of the Units).
- Securities of foreign companies held by the Funds present risks beyond those of U.S. issuers. These risks may include market and political factors related to the company's foreign market, international trade conditions, less regulation, smaller or less liquid markets, increased volatility, differing accounting practices and changes in the value of foreign currencies.
- Debt instruments, such as corporate bonds and U.S. Treasury obligations, may have varying levels of sensitivity to changes in interest rates, credit risk and other factors. Certain types of debt instruments are subject to prepayment risk, which may result in reduced potential for gains, particularly during periods of declining interest rates.
- Certain Funds may invest in securities rated below investment grade and are considered to be "junk" securities. Obligations rated below investment-grade should be considered speculative as these ratings indicate a quality of less than investment-grade. While these lower rated securities offer a higher return potential than higher rated securities, they also involve greater price volatility and greater risk of loss of income and principal.
- There is no guarantee that interest rates, in general, will rise during the life of the Trust or that the investment objective of the Trust will be achieved.
- Unitholders will pay both Trust expenses and will also indirectly bear a share of each Fund's expenses.
- The Trust invests in shares of Closed-End Funds and ETFs. You should understand the sections titled "The Trust—Closed-End Funds" and "The Trust—Exchange-Traded Funds" before you invest. In particular, shares of these funds tend to trade at a discount from their net asset value and are subject to risks related to factors such as the manager's ability to achieve a fund's objective, market conditions affecting a fund's investments. The Trust and underlying funds have management and operating expenses. You will bear not only your share of the Trust's expenses, but also the expenses of the underlying funds. By investing in other funds, the Trust incurs greater expenses than you would incur if you invested directly in the funds.
- The Funds may invest in companies with smaller market capitalizations, which may have less liquid stock and more volatile prices than larger capitalized companies. Such companies also tend to have unproven track records and, to a certain extent, are more likely to perform less well or fail than companies with larger market capitalizations.
- Certain Funds held by the Trust invest in senior loans. Although senior loans in which the Funds invest may be secured by specific collateral, there can be no assurance that liquidation of collateral would satisfy the borrower's obligation in the event of non-payment of scheduled principal or interest or that such collateral could be readily liquidated. Senior loans in which the Funds invest may be of below investment grade credit quality, may be unrated at the time of investment, generally are not registered with the Securities and Exchange Commission or any state securities commission, and generally are not listed on any securities exchange. In addition, the amount of public information available on senior loans generally is less extensive than that available for other types of assets.
- Certain Funds held by the Trust invest in convertible securities. Convertible securities generally offer lower yields than non-convertible fixed-income securities of similar credit quality due to the potential for capital appreciation. A convertible security's market value also tends to reflect the market price of the common stock of the issuing company, particularly when that stock price is greater than the convertible security's "conversion price." Convertible securities fall below debt obligations of the same issuer in order of preference or priority in the event of a liquidation and are typically unrated or rated lower than such debt obligations.
- The Inverse ETFs held by the Trust seek to provide exposure to single-day returns which are the opposite of the daily return of a traditional U.S. Treasury index. Unlike traditional funds, the Inverse ETFs held by the Trust generally lose money when the underlying indexes increase in value. The Inverse ETFs held by the Trust have single-day investment objectives. As a result, the performance of the Inverse ETFs over periods longer than a single-day are likely to be greater or less than the target index performance. The effects of compounding are more significant on inverse funds than other investments, particularly during periods of higher index volatility. As volatility increases, compounding will likely cause longer-term results to vary significantly from the inverse of the target index's return. Historically, when interest rates rise, bond prices generally fall. The Inverse ETFs held by the trust may allow for a hedge to declining bond prices and, by extension, rising interest rates. Conversely, the Inverse ETFs may not provide a hedge for declining interest rates or rising bond prices.
- Certain Funds held by the Trust invest in dividends and other financial instruments, such as futures contracts, swap agreements, options contracts and other instruments, which derive value from an underlying asset, interest rate or index. A Fund's use of derivatives may expose investors to greater risks than investing directly in the reference assets, such as counterparty risk, credit risk, liquidity risk and correlation risk, and may prevent the Fund from achieving its investment objective. Any financing, borrowing and other costs associated with using derivatives may also reduce any such Fund's return.
- The Funds held by the Trust may seek to replicate the performance of one or more indexes. The Trust's performance is not intended to correspond with that of any index. This can happen for reasons such as an inability to replicate the weighting of each security, the timing of index rebalancings, index tracking errors, round lot trading requirements, regulatory restrictions, the time that elapses between an index change and a change in the Trust, and Trust expenses.
- There is no assurance that any dividends will be declared or paid in the future on the Securities.
- The sponsor may offer successive Trusts with similar portfolios thereby allowing the investor to pursue the same strategy over a number of years. Investors should consider their ability to pursue investing in successive Trusts, if available. There may be tax consequences associated with investing in the Trust and rolling over an investment from one Trust to the next.

Hennion & Walsh is a member of FINRA/SIPC.

2001 Route 46, Waterview Plaza, Parsippany, NJ 07054 (888) 505-2872 www.smarttrustuit.com

NOT FDIC INSURED • NOT BANK GUARANTEED • MAY LOSE VALUE