

# Dorsey Wright<sup>®</sup> International Momentum Trust

Series 27

## A 15 Month Unit Investment Trust

### Investment Objective

The trust seeks to provide investors with the possibility of capital appreciation. There is no guarantee that the investment objective of the trust will be achieved.

### Investment Strategy

The trust seeks to achieve its objective through investment in equity securities of foreign companies. The portfolio was selected by Dorsey, Wright & Associates based primarily on relative strength (momentum). Relative strength is a technical analysis tool that measures a security's performance relative to other securities in the same industry, a competitive industry, a benchmark or a broad market index. Relative strength is a momentum technique that relies on unbiased, unemotional and objective data, rather than biased forecasting and subjective research. Relative strength is a way of recording historic performance patterns, and the portfolio consultant uses relative strength signals as a trend indicator for current momentum and future performance trends of a security versus another one.

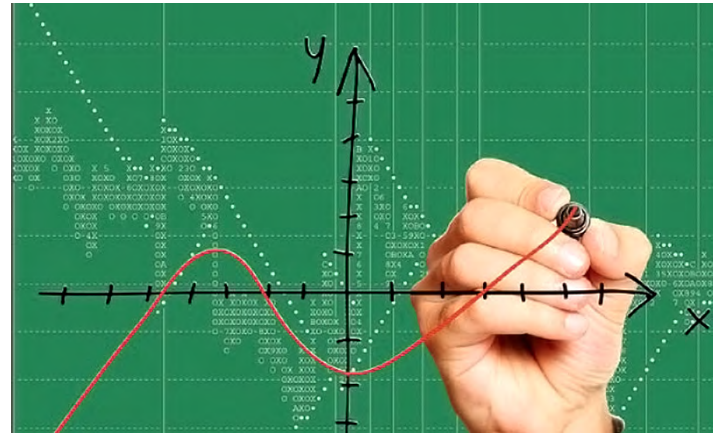
Portfolio selection includes but is not limited to the following:

- Begin With Foreign Stocks Traded on U.S. Exchanges
- Apply Relative Strength Rankings
- Equally Weight 50 Strongest Companies Based on Rankings System

### About Dorsey, Wright & Associates

Dorsey, Wright & Associates (DWA) is a registered investment advisory firm and has been a leading advisor to financial professionals on Wall Street and investment managers worldwide. Dorsey Wright offers comprehensive investment research and analysis through their Global Technical Research Platform and provides research, modeling and indexes which apply Dorsey Wright's expertise in Relative Strength to various financial products. Dorsey Wright's expertise is technical analysis. The Company uses Point & Figure Charting, Relative Strength Analysis, and numerous other tools to analyze market data and deliver actionable insights.

### DWA Point & Figure Charting



### Description of Portfolio

INCEPTION DATE:	April 26, 2022
TERMINATION DATE:	July 27, 2023
INITIAL OFFER PRICE	\$10.00
MINIMUM INVESTMENT	100 units (may vary by selling firm)
NUMBER OF ISSUES:	50
DISTRIBUTIONS: <sup>1</sup>	MONTHLY (if any)
HISTORICAL 12-MONTH DISTRIBUTION: <sup>2</sup>	\$0.2312 (per unit)
CUSIP (CASH):	83206K 269
CUSIP (REINVESTMENT):	83206K 277
FEE-BASED CUSIP (CASH):	83206K 285
FEE-BASED CUSIP (REINVESTMENT):	83206K 293
TICKER:	STDWAX

<sup>1</sup>Distributions, if any, will be made commencing on May 25, 2022.

<sup>2</sup>The Historical 12-Month Distribution of Trust Holdings is calculated by taking the weighted average of the regular income distributions paid by the securities included in the trust's portfolio over the 12 months preceding the trust's date of deposit reduced to account for the effects of trust fees and expenses. This historical distribution is for illustrative purposes only and is not indicative of amounts that will actually be distributed by the trust. The distributions paid by the trust may be higher or lower than the amount shown above due to factors including, but not limited to, changes in the price of trust units, changes (including reductions) in distributions paid by issuers, changes in actual trust expenses and sales of securities in the portfolio. There is no guarantee that the issuers of the securities included in the trust will pay any distributions in the future.

**Investors should consider the trust's investment objective, risks, charges and expenses carefully before investing. The prospectus contains this and other information relevant to an investment in the trust. Please read the prospectus carefully before you invest. If a prospectus did not accompany this literature, please contact SmartTrust at (888) 505-2872 to obtain a free prospectus.**

## Sales Charges<sup>3</sup> (based on a \$10 public offering price)

Standard Accounts	Transactional Sales Charge:	Initial	0.00%
			Deferred
	Creation & Development Fee <sup>4</sup> :		0.50%
	Maximum Sales Charge:		1.85%

The initial sales charge is paid at the time of purchase and is the difference between the total sales charge (maximum of 1.85% of the public offering price) and the sum of the remaining deferred sales charge and the total creation and development fee. When the public offering price per unit is less than or equal to \$10, you will not pay an initial sales fee. When the public offering price per unit is greater than \$10 per unit, you will pay an initial sales fee.

The deferred sales charge is a charge of \$0.135 per unit and will be deducted in three monthly installments commencing on August 20, 2022. The initial and deferred sales fees do not apply to fee-based accounts. Please see the prospectus for sales charge details.

Fee/Wrap Accounts	Creation & Development Fee <sup>4</sup> :	0.50%
		Maximum Sales Charge:

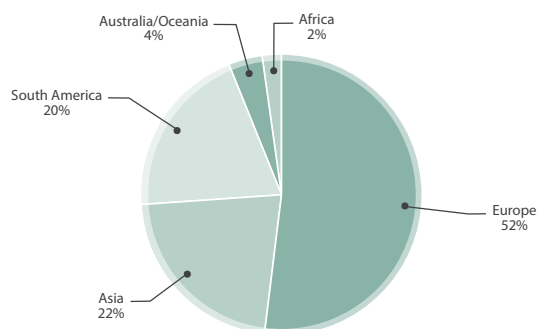
<sup>3</sup>Percentages are based on a \$10.00 per unit offering price. For unit prices other than \$10.00, percentages of initial sales charge, creation and development fee, and deferred sales charges will vary. Early redemption will still cause payment of the deferred sales charge. The table above shows the initial offering period sales charges only.

<sup>4</sup>The creation and development fee is a charge of \$.050 per unit collected at the end of the initial offering period. If the price you pay exceeds \$10 per unit, the creation and development fee will be less than 0.50%; if the price you pay is less than \$10 per unit, the creation and development fee will exceed 0.50%. In addition to the sales charges listed, UITs are subject to annual operating expenses and organization costs.

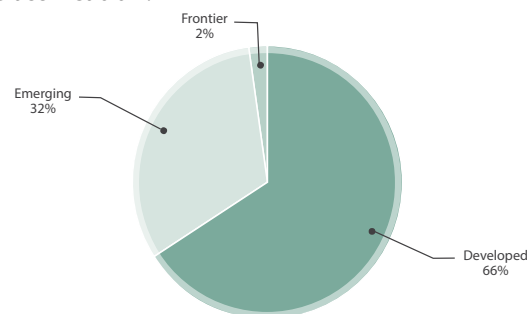
## Portfolio Holdings as of April 26, 2022:

EQUITY SECURITIES — 100.00%			
Communication Services – 11.97%		Health Care – 8.01%	
AMX	America Movil SAB de C.V.	AZN	AstraZeneca PLC
CHT	Chungwha Telecom Co., Ltd.	NVS	Novartis AG
TV	Grupo Televisa, S.A.B.	NVO	Novo Nordisk A/S
NTDOY	Nintendo Co., Ltd.	RHHBY	Roche Holding AG
NTTY	Nippon Telegraph and Telephone Corporation	<b>Industrials – 13.92%</b>	
PHI	PLDT, Inc.	OMAB	Grupo Aeroportuario del Centro Norte, S.A.B. de C.V.
<b>Consumer Discretionary – 4.02%</b>		PAC	Grupo Aeroportuario del Pacífico, S.A.B. de C.V.
LVMUY	LVMH Moët Hennessy Louis Vuitton SE	ASR	Grupo Aeroportuario del Sureste, S.A.B. de C.V.
TTM	Tata Motors Ltd.	RELX	RELX PLC
<b>Consumer Staples – 10.02%</b>		SBGSY	Schneider Electric SE
DEO	Diageo plc	VCISY	Vinci SA
ADRY	Koninklijke Ahold N.V.	WTKWY	Wolters Kluwer N.V.
LRLCY	L'Oréal S.A.	<b>Information Technology – 8.07%</b>	
NSRGY	Nestle S.A.	ASMIY	ASM International NV
WMMVY	Walmart de México y Centroamérica	INFY	Infosys Limited
<b>Energy – 6.00%</b>		STM	STMicroelectronics NV
EQNR	Equinor ASA	TOELY	Tokyo Electron Limited
PBR	Petróleo Brasileiro S.A.	<b>Materials – 11.98%</b>	
TS	Tenaris S.A.	BHP	BHP Group Limited
<b>Financials – 20.02%</b>		GLNCY	Glencore plc
AEG	Aegion N.V.	NHYDY	Norsk Hydro ASA
CIB	Bancolombia S.A.	RIO	Rio Tinto plc
CMWAY	Commonwealth Bank of Australia	SSL	Sasol Limited
DBSDY	DBS Group Holdings, Ltd.	SQM	Sociedad Química y Minera de Chile S.A.
HSBC	HSBC Holdings plc	<b>Utilities – 5.99%</b>	
IBN	ICICI Bank Limited	NGG	National Grid plc
KB	KB Financial Group Inc.	PAM	Pampa Energia S.A.
NWG	NatWest Group plc	RWEOY	Rheinisch-Westfälisches Elektrizitätswerk AG
UOVEY	United Overseas Bank Limited		
ZURVY	Zurich Insurance Group AG		

## Continent Allocation:



## Market Classification:



## Risk Considerations

Unitholders can lose money by investing in this trust. An investment in units of the trust should be made with an understanding of the risks related to the trust, such as the following:

- Security prices will fluctuate. The value of your investment may fall over time. The potential economic impacts of the novel form of coronavirus disease first detected in 2019 (“COVID-19”), which spread rapidly around the globe which led the World Health Organization to declare the COVID-19 outbreak a pandemic in March 2020, are not fully known. The COVID-19 pandemic, or any future public health crisis, are impossible to predict and could result in adverse market conditions which may negatively impact the performance of the securities in the portfolio and the trust.
- The financial condition of an issuer may worsen or its credit ratings may drop, resulting in a reduction in the value of your units. This may occur at any point in time, including during the initial offering period. Securities selected by the sponsor may not perform as expected during a “pullback.”
- The issuer of a security may be unwilling or unable to declare dividends in the future or may reduce the level of dividends declared. This may reduce the level of distributions the trust pays which could reduce your income and cause the value of your units to fall. The COVID-19 pandemic has resulted in a decline in economic activity and caused many companies to reduce the level of dividends declared and many companies may be unwilling or unable to declare dividends for the foreseeable future. It is also possible that current or future government aid programs could limit companies from paying dividends as a condition to receiving government aid or discourage companies from doing so.
- A security may not experience the future performance trends expected of it. A security selected based on a relative strength/momentum investing strategy may not perform as it is expected to perform.
- The trust invests in securities of foreign issuers, which may include companies located in emerging and/or frontier markets. These risks may include market and political factors related to the company’s foreign market, international trade conditions, less regulation, smaller or less liquid markets, increased volatility, differing accounting practices and changes in the value of foreign currencies.
- The trust is not actively managed. Except in limited circumstances, the trust will hold, and continue to buy, shares of the same securities even if their market value declines.
- The sponsor may offer successive Trusts with similar portfolios thereby allowing the investor to pursue the same strategy over a number of years. Investors should consider their ability to pursue investing in successive Trusts, if available. There may be tax consequences associated with investing in the Trust and rolling over an investment from one Trust to the next.